

MANUMED OPTIMAL 3-SECTION



PARTNER FOR LIFE

The versatility of the Manumed Optimal 3-section offers you, the modern and demanding physiotherapist, the perfect treatment and examination couch. Everything is possible: lying and sitting positions, Trendelenburg and flexion position, which can be adjusted during treatment with the patient simply remaining on the couch. In short, the most universal couch available, which gives both the therapist and the patient the experience of comfortable treatment. Elegant in appearance and sturdy on its retractable castors, the Manumed Optimal 3-section is the obvious choice for the therapist who makes high demands on a professional top quality treatment couch.



"A fantastic all-round examination and treatment couch."



- 3 (to 5) adjustable sections
- Many adjustable positions, including the flexion- and (anti-) Trendelenburg positions
- Electrically adjustable pli comes standard with electrical high/low variant
- Load capacity up to 200 kg (some models optional to 250 kg)
- Head section folds down completely for better access of the cervical region
- Optimally positioned handles
- Long nose hole, allowing proximal or distal movement of the patient even when lying in prone position
- Optional a triangular nose hole or without nose hole
- Wheel raising mechanism for easy movement of the couch
- Height can be adjusted hydraulically (no mains lead needed) or electrically (very convenient, smooth and quick)
- Completely relaxed starting position in the face-down position with separate head section (optional)

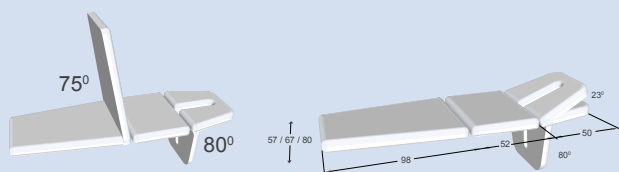


ENRAF-NONIUS B.V.
Vareseweg 127
3047 AT Rotterdam
The Netherlands
T.: +31-(0)10 - 203 06 00
E: info@enraf-nonius.nl
www.enraf-nonius.com

MANUMED

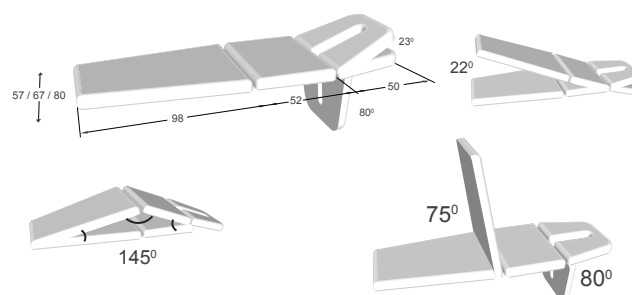
MANUMED OPTIMAL 3-SECTION

MANUMED OPTIMAL 3-SECTION WITHOUT FLEXION POSITION



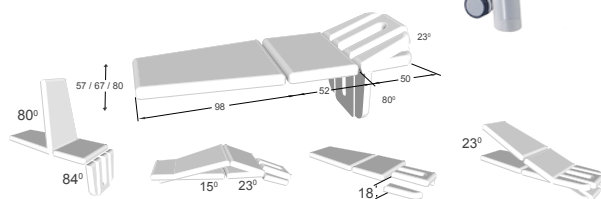
Type	Description
212	3-section without flexion-position, hydraulic H/L
222	3-section without flexion-position, electric H/L

MANUMED OPTIMAL 3-SECTION WITH FLEXION POSITION



Type	Description
213	3-section, gasspring supported flexion-position, hydraulic H/L
243	3-section, electric flexion-position and electric H/L

MANUMED OPTIMAL 3-SECTION WITH FLEXION POSITION AND WITH ADJUSTABLE ARM SECTIONS



Type	Description
214	3-section, head-section with adjustable arm sections, without flexion position, hydraulic H/L
224	3-section, head-section with adjustable arm sections, without flexion-position, electric H/L
215	3-section, head-section with adjustable arm sections, gasspring supported flexion position, hydraulic H/L
245	3-section, head-section with adjustable arm sections, with electric flexion position, electric H/L

TECHNICAL SPECIFICATIONS

Size tabletop (lxw):	204 x 67 cm (optional 57 or 80 cm width)
Height adjustment:	47-100 cm electric 47-97 cm hydraulic
Lifting time (min.-max.):	approximately 18 sec.
Lifting capacity:	200 kg (electrical motor optional 250 kg)
Power supply:	120/230VAC 50/60 Hz
Current consumption:	2.0 A max.

NOTE: ALL-AROUND OPERATION IS AN OPTION.



MANUMED COLOURS

A matching Enraf-Nonius couch for every interior. As in other practices, a pleasant ambience is important in physiotherapy practices. Clients must feel comfortable in the room where they are being treated. As each practice is furnished differently and has its own colour scheme, we regard it as important for the treatment couches to fit in with your look and feel. That is why we can manufacture our treatment couches in several frame and upholstery colours. Our imitation leather upholstery contains no phthalates and is flame retardant – a unique combination that makes this material suitable for medical use!



NATURAL



811
volcano black



850
walnut




851
sand



886
leaf



888
snow



LIFESTYLE



410
anthracit



406
petrol



407
cherry



408
terracotta



409
skin




EXECUTIVE



012
black




213
grey




199
lavender



204
sirius blue



169
cornflower
blue



170
baby blue



Frame colours



Ral 7035
grey



Ral 9005
black



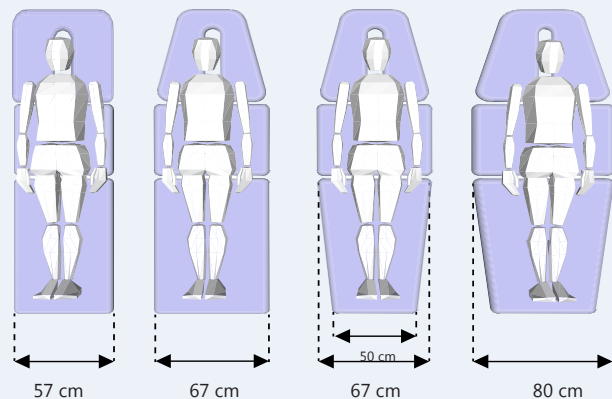
Ral 9010
white

OPTIONS⁽¹⁾ MANUMED OPTIMAL 3-SECTION

UPHOLSTERY OPTIONS

Section Width	Standard 4 cm thick	DeLuxe 6 cm thick	Extra hard 4 cm thick	Extra soft 4 cm thick	Trapezium shaped leg section	Rectangular shaped leg section
57cm	s	o	o	o	x	s
67 cm	s	o	o	o	s	o
80 cm	s	o	o	o	s	x

s = standard o = optional x = not available



FOAM DENSITY:

Standard: 38 Kg/m³

DeLuxe: 38 Kg/m³

Extra hard: 70 Kg/m³

Extra soft: 4 cm 38 Kg/m³ + 1,5 cm 30 Kg/m³




NOSE-HOLE

A. Oblong nose-hole including plug (standard)

B. Triangular shaped nose-hole (optional) excluding plug, please order separately 1550813

C. No nose-hole (optional)



HEIGHT ADJUSTMENT

A. Hydraulic types 212 / 213 / 214 / 215

B. Electric (222 / 243 / 224 / 245) Footswitch (standard)

C. Electric (222 / 243 / 224 / 245) All-around (optional)



LIFTING CAPACITY

A. Electric - max. 200 kg (standard)

B. Electric - max 250 kg (optional)


C. Hydraulic max 200 kg



OPTIONAL FEATURES

A. Ergo-wings (only for 67 cm width)

B. Safety switch



(1) = NOTE: Please order options together with the couch because of modification of the couch during production

ACCESSORIES MANUMED OPTIMAL 3-SECTION

PAPER ROLL HOLDER AND PAPER ROLLS

3450104	Paper roll holder for Manumed Optimal, for 40, 50 & 60 cm rolls, mounted under foot-section
3450105	Paper roll holder for Manumed Optimal, for 40, 50 & 60 cm rolls, mounted under headsection
3445280	Paper roll stand (floor type) for 40, 50 & 60 cm rolls
3445284	Paper roll, width 40 cm, roll-length 150 m, per 5 rolls
3445278	Paper roll, width 50 cm, roll-length 150 m, per 5 rolls
3445279	Paper roll, width 60 cm, roll-length 150 m, per 5 rolls



FIXATION ACCESSORIES

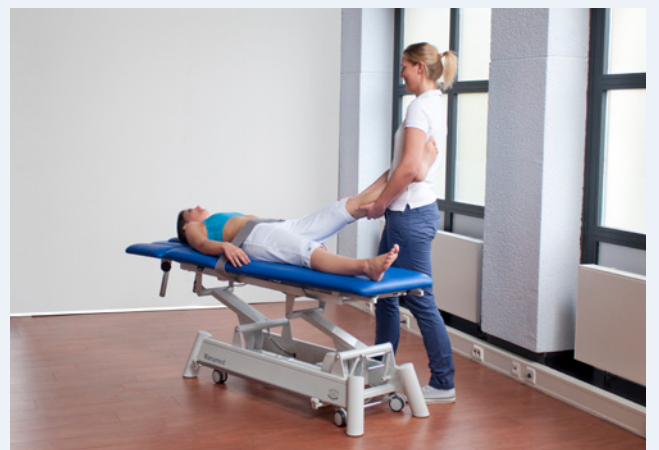
3xxx035	Shoulder/neck support, set of 2 (available in different colours, see previous pages)
3450036	Clamp for fixation horn 3xxx035 (2 pieces)
3xxx031	Pelvic support incl. mounting bracket (available in different colours, see previous pages)
3496187	Fixation rail for fixation horn armpit or gynaecological set: (1550810 / 1550805 / 3xxx028)*
3XXX028	Armpit fixation horn (available in different colours, see previous pages)

* Only for couches 213, 215, 243 und 245



FIXATION STRAPS

3445023	Fixation strap with velcro fastener 120 cm
3445014	Fixation strap with velcro fastener 160 cm
3445015	Fixation strap with velcro fastener 240 cm
3445475	Fixation strap with safety lock 250 cm
3445474	Fixation strap with safety lock 350 cm



ACCESSORIES MANUMED OPTIMAL 3-SECTION

STOOLS (AVAILABLE IN ALL COLOURS SHOWN BELOW)

3xxx010	Stool, height adjustable 40-53 cm
3xxx011	Stool, mobile, height adjustable 59-85 cm
3xxx012	Stool, mobile, provided with footrest, height adjustable 59-85 cm
3xxx013	Stool, mobile, anatomic seat, height adjustable 43-56 cm
3xxx020	Stool, mobile, saddle seat, height adjustable 59-85 cm



ROLLS AND CUSHIONS (AVAILABLE IN ALL COLOURS SHOWN BELOW)

3xxx002	Halfroll, flat bottom, small, especially for the ankle	28x9x11 cm
3xxx003	Halfroll, flat bottom, large	56x16x18 cm
3xxx023	Massage roll	50x Ø15 cm
3xxx004	Neck cushion, hourglass type	30x15 cm
3xxx005	Massage cushion	30x28x8 cm
3xxx015	Wedge shaped cushion	50x30x15 cm
1550813	Plug for nosehole, triangular shaped (only available in black)	16,5 x 21 cm
3445297	Wedge shaped, Kaltenborn, rubber model (only available in black)	22,5 x 10,5 x 8,5
3446161	Support bag with sand 1,2 kg ⁽¹⁾	15x25 cm
3446162	Support bag with sand 2 kg ⁽¹⁾	18x27 cm
3446166	Support bag with sand 4 kg ⁽¹⁾	25x35 cm
3446167	Support bag with sand 7 kg ⁽¹⁾	30x45 cm

(1) = only available in grey



EXECUTIVE



012
black



213
grey



199
lavender



204
sirius blue



169
cornflower
blue



170
baby blue



NATURAL



811
volcano black



851
sand

LIFESTYLE



410
anthracite





408
terracotta



ACCESSORIES MANUMED OPTIMAL 3-SECTION

COUCH COVERS

3445240	Couch cover, with a cutaway for the nose	blue
3445241	Couch cover, with a cutaway for the nose	bordeaux
3445242	Couch cover, with a cutaway for the nose	white
3445244	Couch cover, with a cutaway for the nose	jade
3445249	Couch cover, with a cutaway for the nose	dark grey
3445250	Couch cover, with a cutaway for the nose	royal blue
3445251	Couch cover, with a cutaway for the nose	camel
3445261	Couch cover, without a cutaway for the nose	blue
3445034	Couch cover, without a cutaway for the nose	bordeaux
3445267	Couch cover, without a cutaway for the nose	white
3445262	Couch cover, without a cutaway for the nose	jade
3445248	Couch cover, without a cutaway for the nose	dark grey
3445247	Couch cover, without a cutaway for the nose	royal blue
3445252	Couch cover, without a cutaway for the nose	camel
3445259	Elastic straps for couch cover with clip fittings at both ends, set of 3	



GYNAECOLOGY ACCESSORIES*

3496187	Fixation rail for fixation horn armpit or gynaecological set: (1550810 / 1550805 / 3xxx028)
1550810	Gynaecological Comfort set
1550805	Gynaecological set

* Only for couches 67 cm wide with flexion position



3496187



1550810



1550805

MISCELLANEOUS

3450067	Raising set (30 mm)
---------	---------------------



3450067

